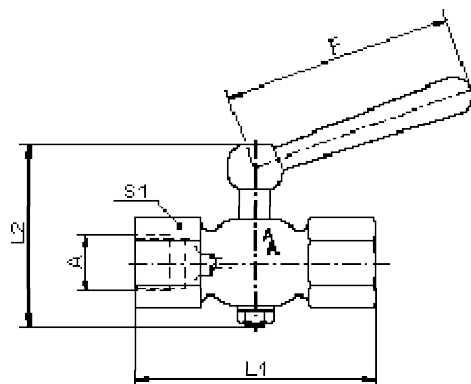



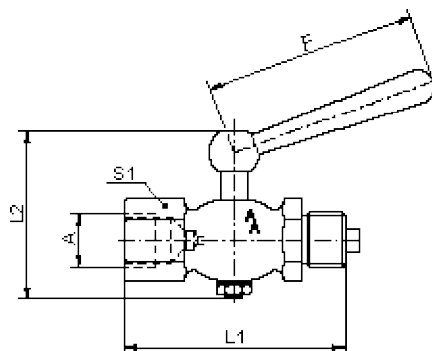

# Manometerkraner Fig. 11 og 15

Fig.11, DIN 16261A



A	PN / bar	°C	L1 / mm	L2 / mm	F / mm	S1 / mm	Material	Art. nr.	Nrf. nr.
1/4"	6	50	56	54	36	22	Messing		
3/8"	6	50	58	54	36	22	Messing		
1/2"	16	50	70	62	50	27	Messing	9090045	9706818
1/4"	6	50	50	60	36	20	1.4571		
3/8"	6	50	55	60	36	22	1.4571		
1/2"	16	50	70	67	50	27	1.4571	VA90045	

Fig. 15, DIN 16261B



A	PN / bar	°C	L1 / mm	L2 / mm	F / mm	S1 / mm	Material	Art. nr.	Nrf. nr.
1/4"	6	50	60	54	50	22	Messing	9X90070	
3/8"	6	50	64	56	50	22	Messing		
1/2"	16	50	80	63	60	27	Messing	9090096	9706819
1/4"	6	50	61	54	36	22	1.4571		
3/8"	6	50	63	54	36	22	1.4571		
1/2"	16	50	80	67	60	27	1.4571		

Det anbefales å benytte egnet bunntetning (pakning) mellom manometer og kran.

